




**A COMPLETE PHONICS RESOURCE  
TO SUPPORT CHILDREN**

**Teach reading:  
change lives**

**Parent workshop: Year 1 Phonics Screening Check**





**A love of reading is the biggest indicator  
of future academic success.**

OECD (The Organisation for Economic Co-operation and Development)





# Phonics

# Terminology



**Phoneme**

**Grapheme**

**Digraph**

**Trigraph**

**Blend**

**Segment**

**Adjacent consonant**

**Split digraph**

# The progression



## Autumn 1 Phase 2 graphemes

s a t p i n m d g o c k c k e u r h b f l

## Autumn 2 Phase 2 graphemes

ff ll ss j v w x y z zz qu ch sh th ng nk

- words with -s /s/ added at the end (hats sits)
- words ending in s /z/ (his) and with -s /z/ added at the end (bags sings)

\*The tricky words 'put', 'pull', 'full' and 'push' may not be tricky in some regional pronunciations and are treated as such.

## Spring 1 Phase 3 graphemes

ai ee igh oa oo oo ar or ur ow oi ear air er

- words with double letters
- longer words

## Spring 2 Phase 3 graphemes

Review Phase 3

- words with double letters, longer words, words with two or more digraphs, words ending in -ing, compound words
- words with s /z/ in the middle
- words with -s /s/ /z/ at the end
- words with -es /z/ at the end

## Summer 1 Phase 4

Short vowels with adjacent consonants

- CVCC CCVC CCVCC CCCVC CCCVCC
- longer words and compound words
- words ending in suffixes:
  - ing, -ed /t/, -ed /id/ /ed/, -est

## Summer 2 Phase 4 graphemes

Phase 3 long vowel graphemes with adjacent consonants

- CVCC CCVC CCCVC CCV CCVCC
- words ending in suffixes:
  - ing, -ed /t/, -ed /id/ /ed/, -ed /d/ -er, -est
- longer words

## Autumn 1

Review Phase 3 and 4

### Phase 5

/ai/ ay play  
/ow/ ou cloud  
/oi/ oy toy  
/ea/ ea each

\*The tricky words 'put', 'pull', 'full' and 'push' may not be tricky in some regional pronunciations and are treated as such.

## Autumn 2 Phase 5 graphemes

/ur/ ir bird  
/igh/ ie pie  
/oo/ /yoo/ ue blue rescue  
/yoo/ u unicorn  
/oa/ o go  
/igh/ i tiger  
/ai/ a paper  
/ee/ e he  
/ai/ a-e shake  
/igh/ i-e time  
/oa/ o-e home  
/oo/ /yoo/ u-e rude cute  
/ee/ e-e these  
/oo/ /yoo/ ew chew new  
/ee/ ie shield  
/or/ ow claw

\*The tricky word 'ask' may not be tricky in some regional pronunciations and is treated as such.

## Spring 1 Phase 5 graphemes

/ee/ y funny  
/e/ ea head  
/w/ wh wheel  
/oa/ oe ou toe shoulder  
/igh/ y fly  
/oa/ ow snow  
/j/ g giant  
/f/ ph phone  
/l/ le al apple metal  
/s/ c ice  
/v/ ve give  
/u/ o-e o ou some mother young  
/z/ se cheese  
/s/ se ce mouse fence  
/ee/ ey donkey  
/oo/ ui ou fruit soup

## Spring 2 Phase 5 graphemes

/ur/ or word  
/oo/ u owl awful could  
/air/ are share  
/or/ ou aur oor al author dinosaur floor walk  
/ch/ tch ture match adventure  
/ar/ al a half\* father\*  
/or/ a water  
schwa in longer words: different  
/o/ a want  
/air/ ear ere bear there  
/ur/ ear learn  
/r/ wr wrist  
/s/ st sc whistle science  
/c/ ch school  
/sh/ ch chef  
/z/ ze freeze  
schwa at the end of words: actor

\*The tricky words 'half' and 'father' may not be pronounced as this in some regional pronunciations and are treated as such.

## Summer 1: Phonics screening check review – no new

## Summer 2 Phase 5 graphemes

/ai/ eigh aigh ey ea eight straight grey break  
/n/ kn gn knee gnaw  
/m/ mb thumb  
/ear/ ere eer here deer  
/zh/ su si treasure vision  
/j/ dge bridge  
/i/ y crystal  
/j/ ge large  
/sh/ ti ssi si ci potion mission mansion delicious  
/or/ augh our oar ore daughter pour oar more

# What your child been taught so far

Your child has been taught most of Phase 5, they know:

- new graphemes for the Phase 2 and 3 sounds
- that the same grapheme can have alternative pronunciations.

The 'Grow the code' lessons support children with reading and spelling these alternative spellings.



## How we teach Phase 5

# Reading words

Children will be able to:

- blend independently
- blend in their heads with increasing fluency and confidence
- start to distinguish between different phonemes/graphemes.

beach





# Phonics Screening Check

# Phonics Screening Check



## What is the Phonics Screening Check?

- It is a quick check of your child's phonics knowledge.
- It helps your school confirm whether your child is making the progress expected in the national curriculum.
- It assesses decoding skills using phonics.
- It consists of 40 words in total (20 real words, 20 'alien words').
- The Phonics Screening Check will be administered in June w/c 10<sup>th</sup> June 2024.


*If children do not achieve the required score in Year 1, they will continue to receive a programme of phonics support and retake the screening at the end of Year 2.*

2023 national curriculum assessments

## Key stage 1

### Phonics screening check





Pupils' materials



# How does the phonics screening check work?

- Your child will sit with a member of staff that they know.
- They will be asked to read 40 words aloud.
- This takes just a few minutes to complete, but there is no time limit.
- If your child is struggling, the teacher will stop.
- It has been carefully designed not to be stressful for your child.

Section 1

sut	
yad	
dop	
uct	

Section 1

shop
yell
peel
check

# What are 'alien words'?



Why we teach alien words  
for Phonics Screening Check



**A quick guide to alien words**

# 'Alien words'





- The check will contain 20 'alien words'.
- The children will be familiar with alien words and will start to read them this term.
- Alien words assess children's decoding skills and are used in lessons for the purpose of preparing for the Phonics Screening Check **only**.
- Children cannot read these words by using their memory or known vocabulary, so they have to use their decoding skills. This is a fair way to assess their ability to decode.
- We are encouraging children to sound out loud for the phonics screening check practice.



# Reading at home


The most important thing you can do is read with your child



# Phonics screening check practice at home



real words	alien words 
shop	poil
yell	yad
peel	dop
check	uct
butter	quisk
paint	fusp
field	brend
shake	throst
crown	queep
blossom	sheck

real words	alien words 
shop	poil



Please scan this QR code via the camera on your mobile or tablet device to view the;  
*'Little Wandle Pronunciation' videos*



Please scan this QR code via the camera on your mobile or tablet device to view the;  
*'A quick guide to alien words' video*

# Supporting your child with phonics



## Videos



**Phase 2 sounds taught in  
Reception Autumn 1**



**Phase 2 sounds taught in  
Reception Autumn 2**



**Phase 3 sounds taught in  
Reception Spring 1**



**How to say Phase 5 sounds**

# Little Wandle at Home Phonics Flashcards

£6 a pack (payable via parent pay)

To support your child with their  
phonics screening check practice

Consistent with the resources used in  
school

